


Mounting instructions

Side step series: AT-ATZ

Mercedes Vito 2003+



60 Min.

Version: May 2018



5



4



6



1



1a









2




3









Disassemble the bottom plate.






Slide the Side step on the brackets.






Slide the Side step on the brackets.



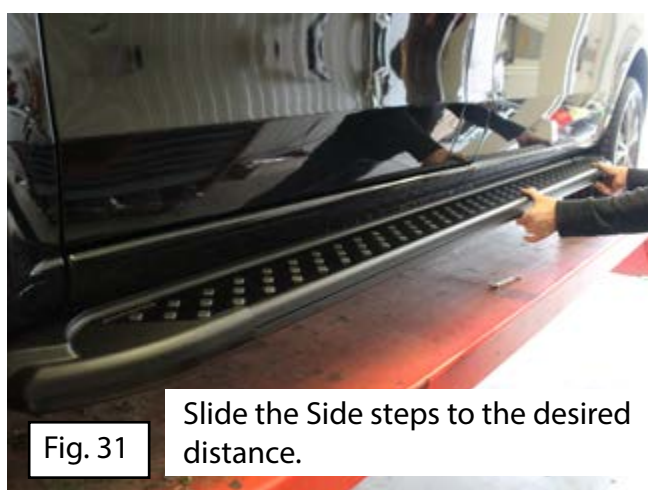
Tighten the bolts of the 2 front brackets. (right and left side)




Reassemble the bottom plate.



Cut a piece of the bottom plate so the bracket will fit perfectly.



Slide the Side steps to the desired distance.



Tighten the bolts of the Side steps.

Matching accessories:

